

INNOVATIVE HYDROGEL METHOD

# The new standard. Stone-free with mediNiK®.



A PRODUCT BY



FARCO

UROLITHIASIS —

# Kidney stones. One of the most common urological diseases.

INCREASE IN THE LAST 20 YEARS

**+37 %**<sup>1</sup>



**115 Million**

CASES  
WORLDWIDE  
IN 2019<sup>2</sup>

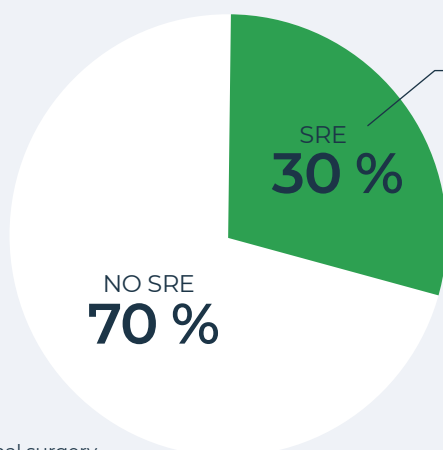
THE

## URS PROCEDURE

IS INCREASINGLY THE PREFERRED  
TREATMENT OPTION.<sup>3</sup>

### Removing all stones, the goal of treatment, is often not achieved

Recent data confirm that even tiny residual fragments after RIRS for kidney stones are of major importance for the subsequent course of patients.<sup>5</sup>



**30 % of the patients had a recurrence after treatment.**

RIRS = Retrograde intrarenal surgery

SRE = Stone-Related Event

85 patients were followed up for an average of 59 months (31-69).

**Patients with residual fragments have a high risk for recurrence.<sup>5</sup>**

INNOVATIVE HYDROGEL METHOD —

# mediNiK® – the new way to be stone-free.

mediNiK®, the innovative 2-component hydrogel with ready-to-use sterile syringes, increases the effectiveness of endoscopic kidney stone removal:

## COMPONENT 1

### BASE SUBSTANCE

The base substance encloses the stone fragments.



+

## COMPONENT 2

### ACTIVATOR

When the activator is applied, a soft gel forms within a few minutes.



=

## 2 COMPONENTS

### HYDROGEL mediNiK®

The resulting hydrogel can now be removed with the stone fragments by a grasping instrument without the gel sticking to instruments or tissue.



**Toxicologically harmless:  
Biocompatible plant-based material.**

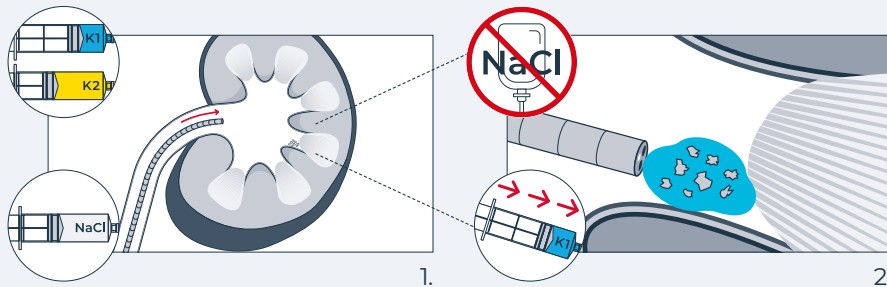
### 3-STEP PROCEDURE —

# Removal of stone fragments made easy.



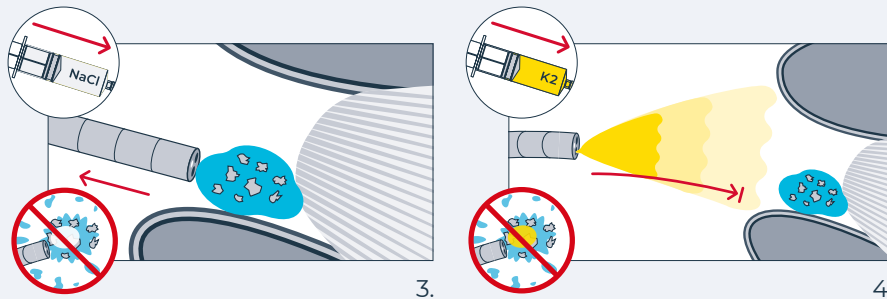
PRODUCT DEMONSTRATION  
SCAN THE QR CODE  
TO PLAY THE VIDEO

#### STEP 1: LOCALISATION & APPLICATION



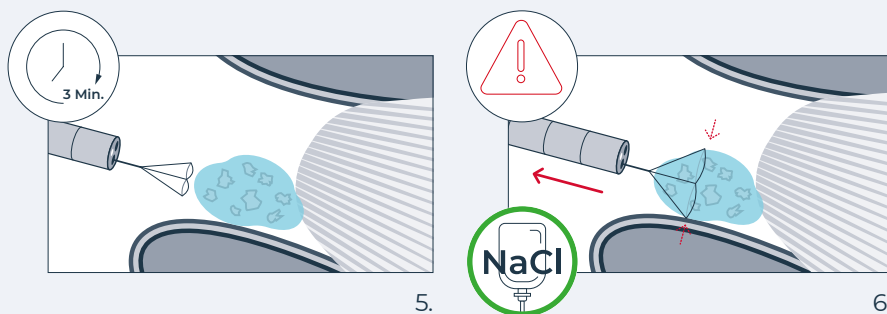
The endoscope is introduced and the blue component (K1) of the hydrogel is applied.

#### STEP 2: HYDROGEL FORMATION



The yellow component (K2) of the hydrogel is applied as an activator.

#### STEP 3: REMOVAL



The hydrogel clot is carefully removed with the aid of an endoscopic grasper.

The new standard.  
Stone-free with mediNiK®.

UNIQUE. SAFE. EFFECTIVE. —

# Complete removal of kidney stone fragments with mediNiK®.

SIGNIFICANTLY  
BETTER  
STONE  
REMOVAL  
RATE<sup>4</sup>



CE 0044

- Efficient removal of stone fragments
- Lower recurrence rate
- Shorter operation time

## HOW EXPERTS RATE mediNiK®



"The new hydrogel method takes us to a new level of stone clearance."

**PROF. ANDREAS NEISIUS MD**

Deputy medical director, head of urology and paediatric urology, director of prostate cancer centre, Hospital of the Brothers of Charity, Trier, Germany



"With mediNiK® I can ensure my patients to be stone-free after one surgery."

**DR. MED. MICHAEL STRAUB**


Managing Senior Physician, head of Endourology and Urinary Stone Centre, Klinikum rechts der Isar, Munich, Germany



"mediNiK® is a sensational product innovation. For interventional urinary calculus therapy, it is the most innovative concept in 20 years to achieve complete stone removal after lithotripsy."

**DR. MED. DR. HABIL CHRISTOPHER NETSCH**

Senior Physician for Urology at Asklepios Klinik Barmbek, Germany



"With mediNiK®, the path to absolute stone-freedom is within reach and represents a major milestone in urology."

**DR. MED. THOMAS AMIEL**

Senior Physician for Urology, Endourology and Urinary Stone Center, Klinikum rechts der Isar, Munich, Germany

MADE IN GERMANY —

# FARCO. A strong urology partner.



Based on decades-long partnerships with open sharing of knowledge with doctors, research companies and patients, along with our partner network, FARCO develops innovative products and ideas to provide a lasting improvement in healthcare and quality of life, enabling people to have a better life.

FARCO production complies with the highest pharmaceutical purity and quality in Germany. The guaranteed sterility of the substances and packaging it produces allow them to be used safely in the operating room, medical practice and domestic environment.

mediNik® is a certified medical device from Purenum GmbH, a wholly owned subsidiary of FARCO-PHARMA. Purenum GmbH was originally a spin-off of the Fraunhofer Institut für Fertigungstechnik und Materialforschung [Fraunhofer Institute for Manufacturing Technology and Materials Research] (IFAM). They continue to work together in the area of research & development for further innovations.

## SOURCES —

1. Skolarikos, A. et al., EAU Guidelines. Edn. presented at the EAU Annual Congress Milan 2023. ISBN 978-94-92671-19-6; EAU Guidelines Office, Arnhem, The Netherlands. <http://uroweb.org/guidelines/compilations-of-all-guidelines/>.
2. Zhang L, Zhang X, Pu Y, Zhang Y, Fan J. Global, Regional, and National Burden of Urolithiasis from 1990 to 2019: A Systematic Analysis for the Global Burden of Disease Study 2019. Clin Epidemiol. 2022 Aug 15; 14:971-983. doi: 10.2147/CLEP.S370591. PMID: 35996396; PMCID: PMC9391934.
3. Schulz, Knoll et al., Urolithiasis in Deutschland – Eingriffe, World j Urol 2022, UroAktuell 2023 - Berlin, 21-22. April 2023
4. Amiel, T. et al., AI069: On the way to residue-free stone fragment removal after ureteroscopic laser lithotripsy – Significance of the hydrogel method, EAU 2023
5. Hein S et al. (2016) Endoscopically determined stone clearance predicts disease recurrence within 5 years after retrograde intrarenal surgery. J Endourol. <https://doi.org/10.1089/end.2016.0101>

**FARCO-PHARMA GmbH**  
Gereonsmühlengasse 1-11 — 50670 Cologne, Germany  
E-Mail — [info@farco-pharma.de](mailto:info@farco-pharma.de)  
Web — [www.medinik.de](http://www.medinik.de) / [www.farco.de](http://www.farco.de)



**FARCO**